

PUPIL DEVELOPMENT GRANT STRATEGY STATEMENT

This statement details our school's use of the PDG for the 2024 to 2025 academic year.

It outlines our strategy, how we intend to spend the funding in this academic year and the effect that last year's spending had within our school.

School Overview

Detail	Data
School name	Olchfa
Number of pupils in school	1912
Proportion (%) of PDG eligible pupils	11.4

Funding Overview

Detail	Amount
PDG funding allocation this academic year	£190,354
Total budget for this academic year	£190,354

Part A: Strategy Plan

Statement of Intent

Our primary objective is to ensure that every pupil, regardless of their background, has an equal opportunity to thrive and reach their full potential. The Pupil Development Grant (PDG) is a crucial tool in helping us close the attainment gap between pupils who are eligible for free school meals and their peers. Our goal is for all pupils to develop into confident, resilient, and engaged learners with a secure foundation in cross-curricular skills. We aim to equip them with the skills and mindset to overcome barriers and succeed academically and personally, fostering positive wellbeing and a readiness to learn.

Intended Outcomes

This explains the outcomes we are aiming for **by the end of our current strategy plan**, and how we will measure whether they have been achieved.

Intended outcome
Improve attendance of FSM pupils
Provide enhanced pastoral guidance and learning support for FSM pupils
Ensure access to extra-curricular opportunities for FSM
Maintain high quality transition links for FSM pupils
Ensure that standards of KS4 FSM pupils compare favourably with national comparators

Activity in this academic year

This details how we intend to spend our PDG **this academic year** to address the challenges listed above.

Employing key staff in pastoral guidance and learning support roles to provide capacity in our provision to achieve our intended outcomes.
--

Activity
Creating time for Learning Managers
Employing Learning Coaches to spend time with FSM pupils that need additional support
Creating time for pastoral guidance workers to support FSM pupils
Ensuring Health & Wellbeing Learning Area are given time to work and support FSM pupils
Key Stage Managers employed to analyse attendance of FSM pupils
Allocating time for Learning Leaders to work with FSM pupils

Total budgeted cost: £190,354

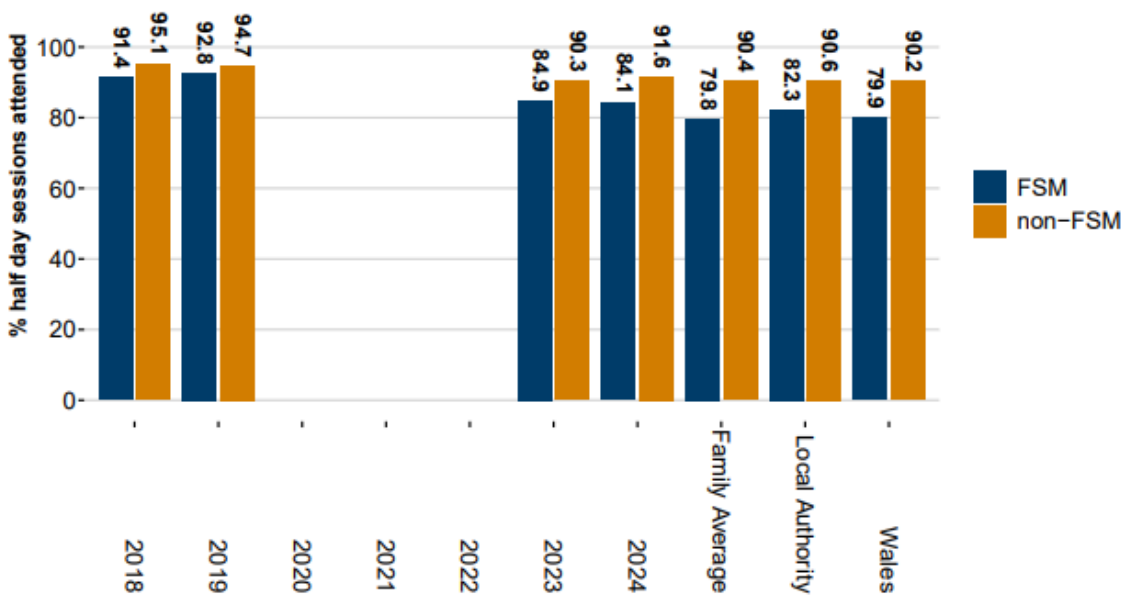
Part B: Review of outcomes in the previous academic year

PDG outcomes

This details the impact that our PDG activity had on pupils in the 2023 to 2024 academic year.

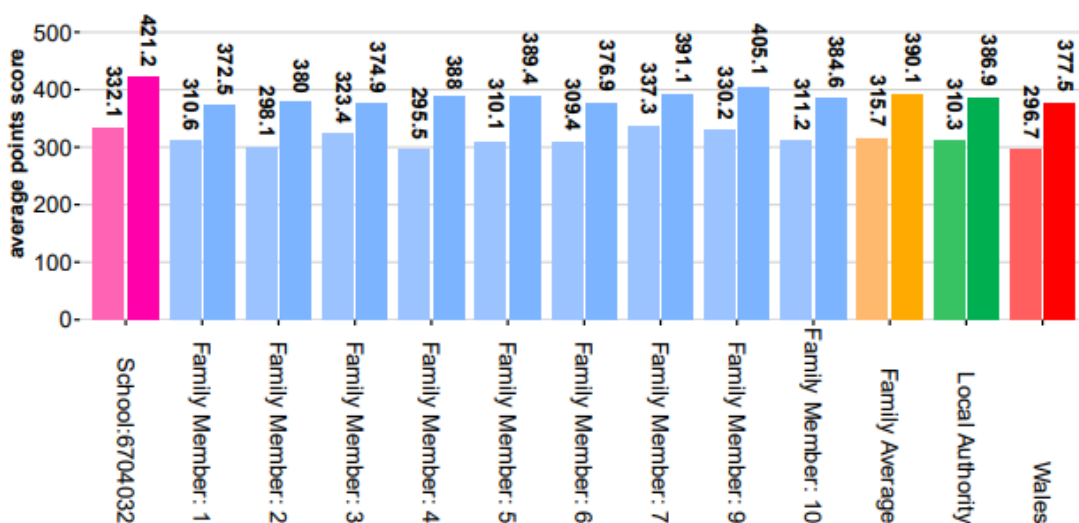
1.3 Attendance by FSM

Chart 1.3a - FSM/non-FSM trend - % half day sessions attended



Capped 9 Points Score

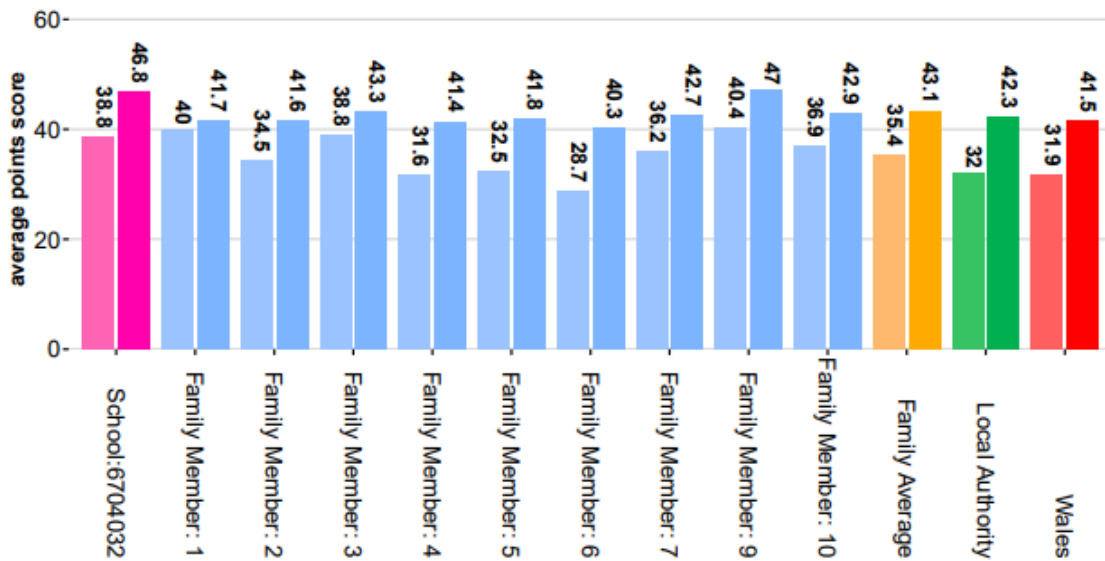
Chart 1.1g - FSM/non-FSM Family comparison - average points score



Left bar = FSM Right bar = Non-FSM

1.3 Literacy Indicator - average points score

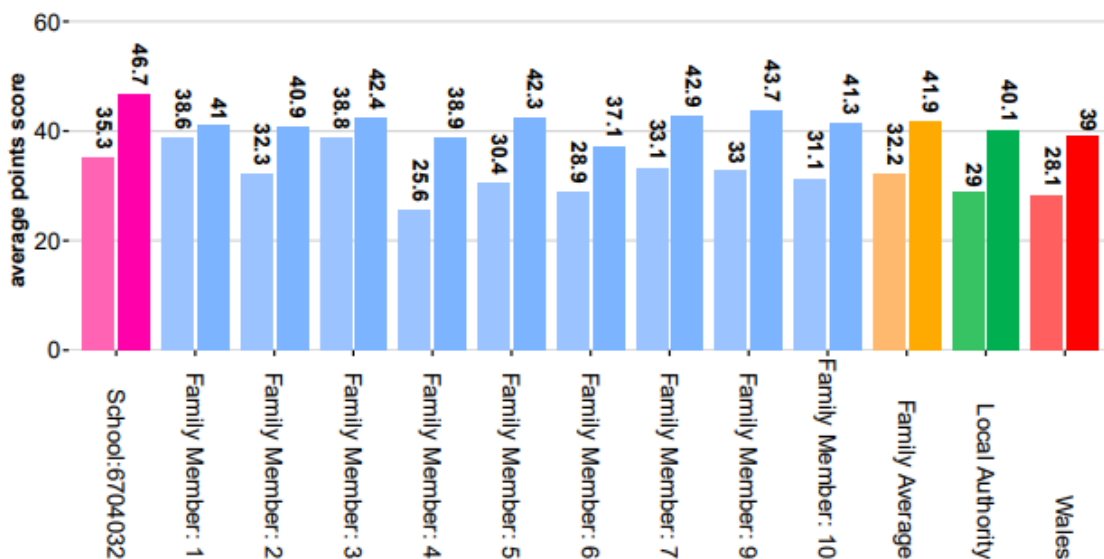
Chart 1.3g - FSM/non-FSM Family comparison - average points score



Left bar = FSM Right bar = Non-FSM

1.4 Numeracy Indicator - average points score

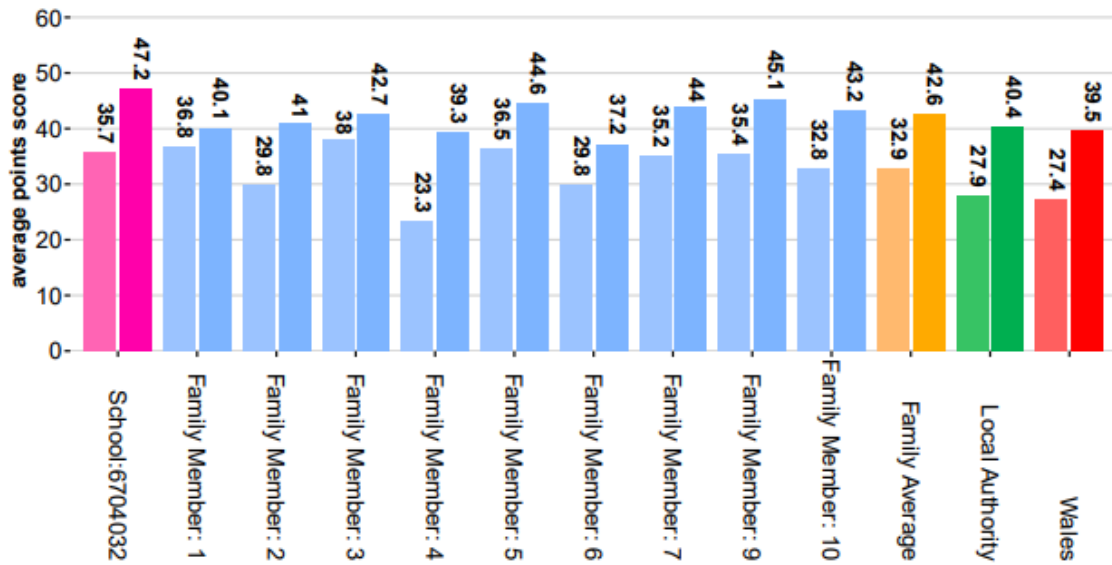
Chart 1.4g - FSM/non-FSM - Family comparison - average points score



Left bar = FSM Right bar = Non-FSM

1.5 Science Indicator - average points score

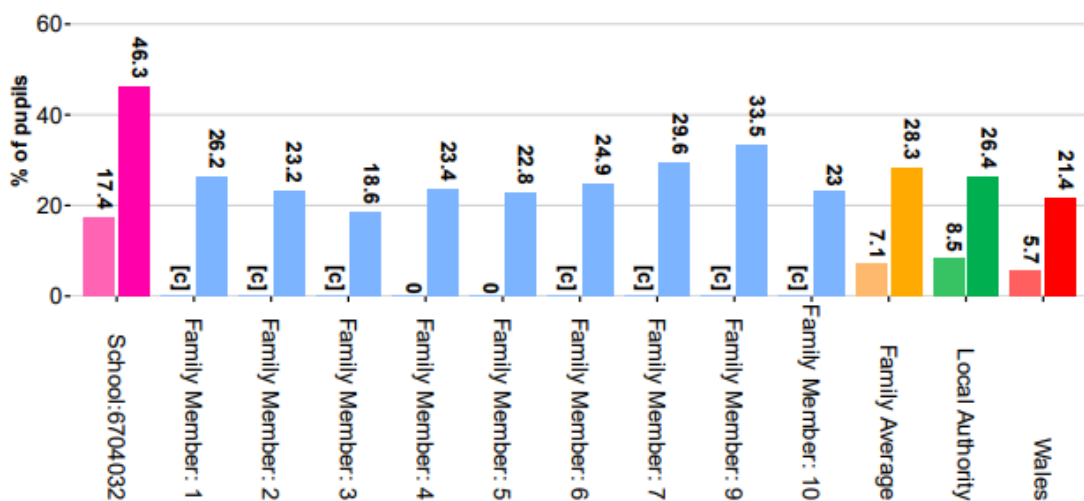
Chart 1.5g - FSM/non-FSM – Family comparison - average points score



Left bar = FSM Right bar = Non-FSM

1.6 5+ A*-A or equivalent

Chart 1.6g - FSM/non-FSM – Family comparison - % of pupils



Left bar = FSM Right bar = Non-FSM

Alps Key Stage 4 - Strategic overview - Gap Dashboard (23/24)

The ALPS Quality Indicator (QI) is a measure used in education to assess the overall academic progress, or "value-added," of students in a school or college. It compares a student's actual exam results at the end of a course (like A-levels or BTECs) with their predicted performance based on their prior attainment (like their GCSE scores).

Alps QI score - Non-eFSM students	1.06	1.05	-	1.11
Alps QI grade - Non-eFSM students	2	2	-	2
Alps QI score - eFSM students	1.00	0.99	-	1.00
Alps QI grade - eFSM students	3	3	-	3
Alps QI Gap Analysis	-0.06	-0.06	-	-0.11

2023/24

	On or above target	Lower of split grades	Below target by 1 grade	More than 1 grade below target
Student Performance % - All courses - Non-eFSM	79.2%	0.0%	11.2%	9.6%
Student Performance % - All courses - eFSM	65.2%	0.2%	15.9%	18.6%
Student Performance % - All courses - Gap Analysis	-14.0%	0.0%	5.0%	9.0%
Student Performance % - GCSE courses - Non-eFSM	78.2%	0.0%	11.2%	10.5%
Student Performance % - GCSE courses - eFSM	63.9%	0.0%	15.8%	20.4%
Student Performance % - GCSE courses - Gap Analysis	-14.0%	0.0%	5.0%	9.0%
Student Performance % - Vocational courses - Non-eFSM	78.7%	0.0%	19.1%	2.1%
Student Performance % - Vocational courses - eFSM	90.0%	0.0%	0.0%	10.0%
Student Performance % - Vocational courses - Gap Analysis	11.0%	0.0%	-19.0%	8.0%